

TIME FOR
A TREAT

MEISTER

**Lindura[®]
wood flooring**

LINDURA[®] WOOD FLOORING

**The
original
from
MEISTER**

- est. 2015 -



LINDURA® WOOD FLOORING

**The
original
from
MEISTER**

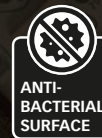
- est. 2015 -

Lindura® – The wood flooring revolution

Sustainable. Robust. Practical. That is Lindura wood flooring. And this is precisely what makes this flooring the wood flooring of the future. Manufacturing its surfaces uses approximately one eighth of the wood that is used for conventional multi-layered parquet flooring. How does it work? With an innovative manufacturing process! So-called wood powder technology makes the resource-efficient, real wood covering layer extremely resistant to dents. Wood powder is a fine mix of materials consisting of wood fibres, mineral substances and other additives. It is firmly pressed together with the real wood surface, forming a stable connection that ensures incredibly practical wood flooring!



www.blauer-engel.de/uz176



Conserves resources.

8 times less wood

Thanks to its special product structure, the Lindura wood flooring surfaces only require about an eighth of the amount of wood compared to conventional multi-layer parquet flooring.



Wood from sustainable forestry

For Lindura, we exclusively use PEFC-certified wood.

Energy-saving

Even with floating installations on a hot water underfloor heating system, Lindura boasts very low thermal resistance (0.084 m²K/W; in conjunction with the MEISTER-Silence 25 dB insulating underlay). This means that the flooring does not insulate the warmth; instead, the warmth is released quickly and with minimal loss into the room.





Water-resistant

Thanks to their AquaStop edge impregnation, Lindura planks are suitable for humid rooms!

Indent-resistant

The covering layer reinforced with Wood powder with-stands heavy use!

Lab test: Metal ball with 4,000 N pressure

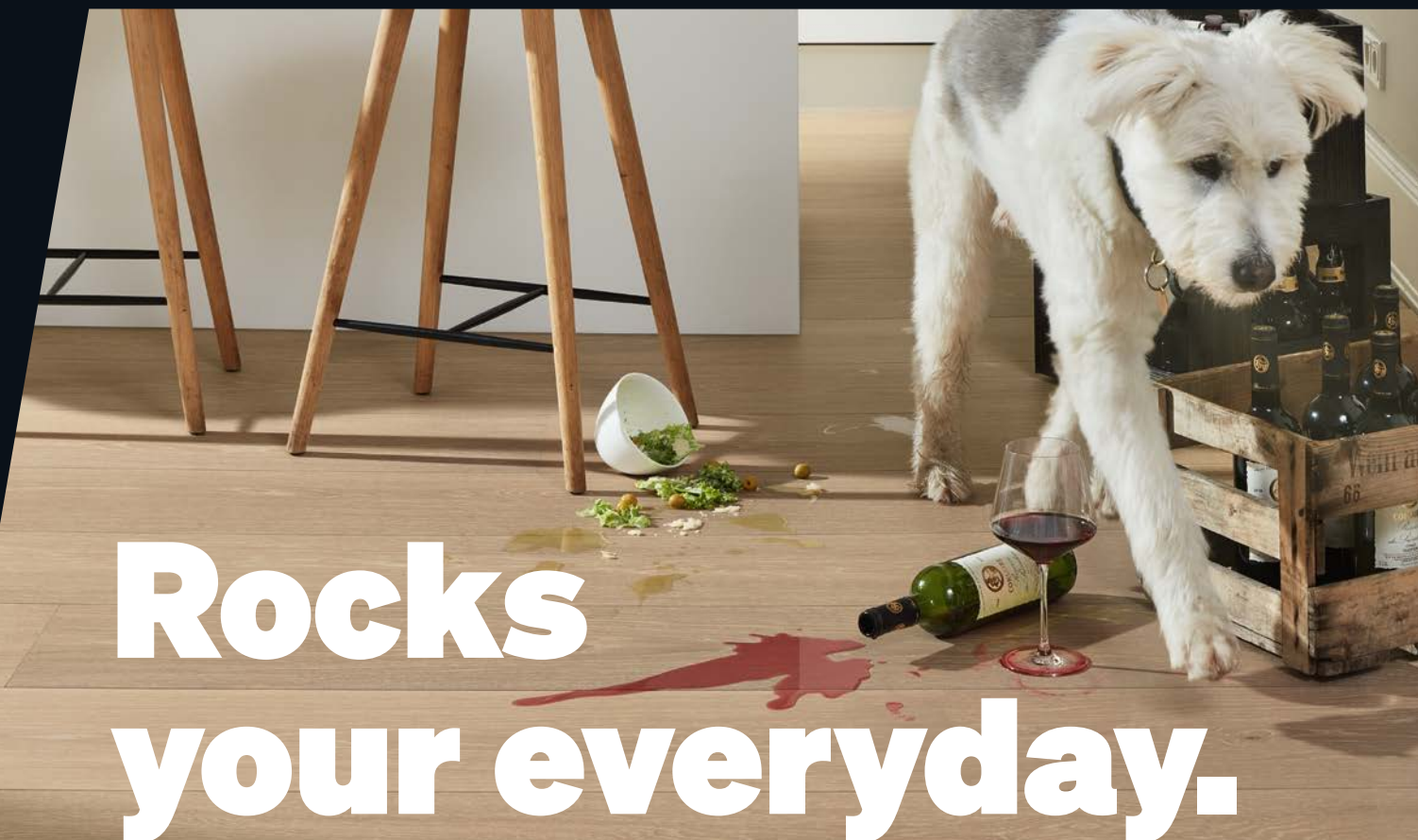


Robust

The Lindura surface is anti-bacterial and is suited to both living spaces subject to heavy wear and commercial spaces (e.g. shops and hotel rooms). The ultra matt lacquered variant in particular offers permanent protection against normal household stains and micro-scratches with little maintenance required*.

* Micro-scratches are small scratches on the lacquered surface that do not penetrate through to the real wood layer.

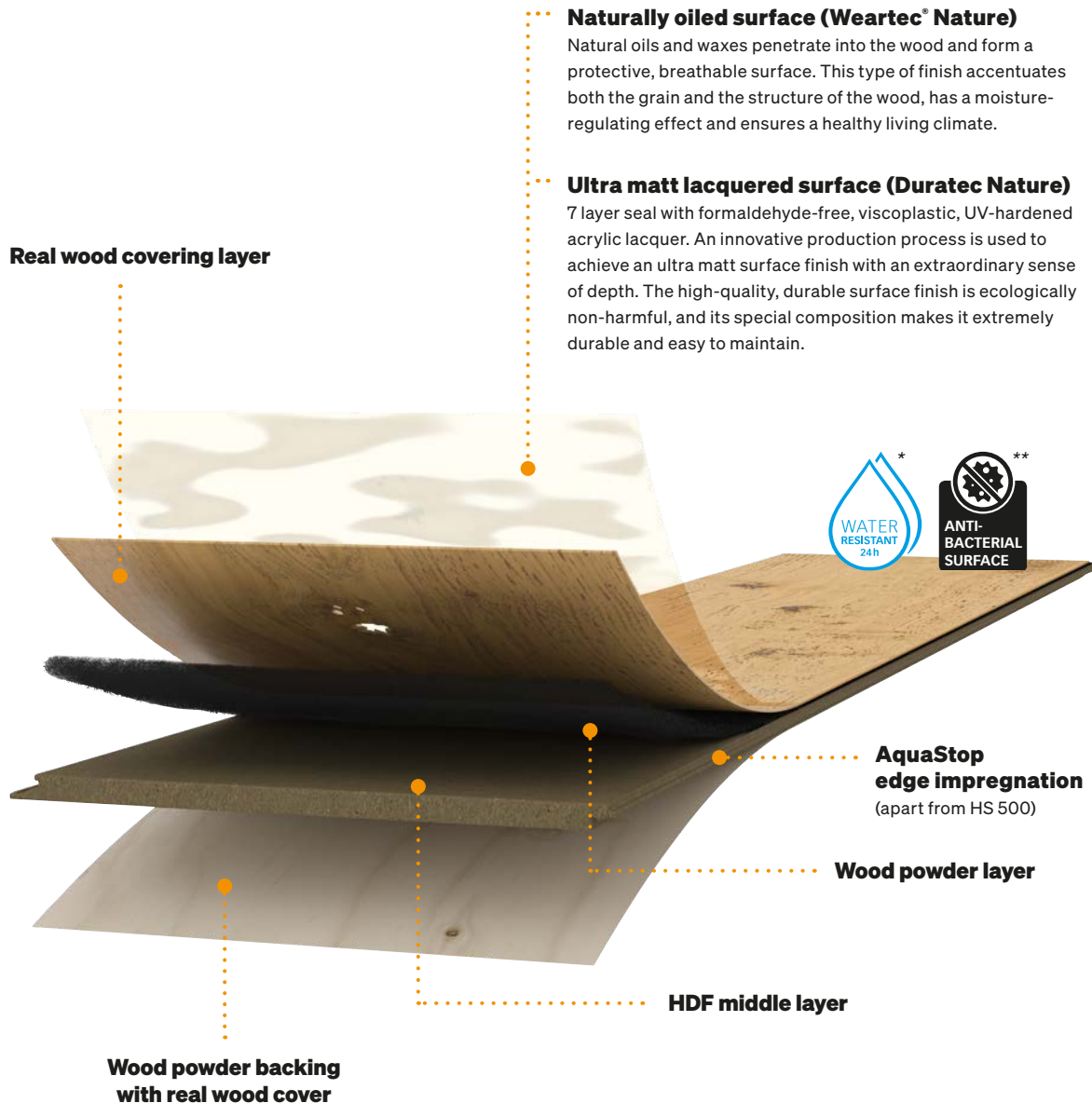
Rocks your everyday.





High-tech meets nature

Two things give MEISTER floors their amazingly long life: the high quality, carefully selected materials and the intelligent multi-layer structure. Together with the dimensionally stable HDF middle layer used by us, this guarantees you a tough floor that remains beautiful over many years. The Weartec® Nature and Duratec Nature surface finishes emphasise the character of the respective woods using high quality oils, waxes or varnish and ensure durable, easy to maintain floors. Lindura wood flooring is also suitable for laying on subfloors with controlled hot water underfloor heating hot water underfloor heating with cooling function.



Lindura®/Wood powder technology produced under the licence of Vällinge.

* Can be laid in humid rooms such as bathrooms (apart from HS 500). With naturally oiled surfaces, a first cleaning with a care oil such as Dr. Schutz Premium Care Oil is required. This does not include outdoor areas or wet rooms, such as saunas, shower cubicles, steam rooms or rooms with a floor drain.

**Tested bacteria: Staphylococcus aureus, Escherichia coli

Ultra matt lacquer or natural oil – which one is right for me?

Wood is a natural raw material processed for Lindura with our special surface finish – a high-quality ultra matt lacquer or a natural oil. Both have their own advantages, which go far beyond visual effects!



Here's how to keep your flooring beautiful!

Whether it's oiled or ultra matt lacquered, wood flooring requires care products specially tuned to its properties. This is how you ensure that the flooring stays beautiful for longer and the protective surface film stays in the best condition. You can find all products and tips covering cleaning and care here: <https://www.meister.com/en/advice/care.html>



Lindura® wood flooring HD 400
Arctic white natural oak 8917 / Brushed / Naturally oiled



Lindura® wood flooring HD 400
Authentic chestnut brown oak 8911 / Brushed / Naturally oiled



Ultra matt lacquer Duratec Nature

The ultra matt lacquer "Duratec Nature" penetrates moisture deep into every pore and is thus very low-maintenance and largely resistant to common stains and household chemicals.

- **Ultra matt appearance, looks almost oiled**
- **Particularly stain-resistant**
- **Anti-fingerprint and anti-footprint effect**
- **Highly resistant against micro-scratches and wear**
- **Low-maintenance**



Natural oil Weartec® Nature

Weartec Nature provides the wood with valuable oils and waxes, and forms a protective surface.

- **Particularly natural look**
- **Breathable and moisture-regulating**
- **Can also be partially re-oiled**
- **In areas subject to heavy use (such as hallways or kitchens) and commercial areas, an initial clean is required after installation**



PLEASE NOTE:

- Regular care
- Re-oiling according to the floor's usage is necessary to preserve its value; generally once a year (and more often in heavily used areas such as in kitchens)

Lindura® at a glance




Lindura® wood flooring HS 500 / Classic oak 8925 / Brushed / Ultra matt lacquered
Lindura® wood flooring HD 400 / Oak lively 8914 / Brushed / Ultra matt lacquered



2 600 x 320 mm



2 200 x 270 mm



700 x 140 mm

Formats

Lindura wood flooring is extraordinary in all respects – in terms of format, too! There are two unusually generous château plank formats available as well as the elegant and trendy herringbone format. Our tip: Combining the formats is also possible! Herringbone and château planks alongside one another make for exciting impressions.

Lindura® wood flooring HD 400

- 1-strip (plank)
- Naturally oiled or ultra matt lacquered surface
- Longitudinal V-bevel and micro-bevel on the end
- Suitable for humid rooms / water-resistant for 24 hours
- Click system: Masterclit Plus
- MEISTER warranty*
25 years in living areas,
5 years in commercial areas
- Thickness: 11 mm
- Effective measurement:
2 200 x 270 mm
2 600 x 320 mm (additionally with 6
naturally oiled surfaces: 8900, 8902,
8904, 8905, 8906, 8907)

MASTERCLITPLUS®

DE 102009034903/WO 2011/012105

Longside: Produced under the license of Unilin™



Lindura® wood flooring HD 400
Authentic oak 8915 / Brushed / Ultra matt lacquered



Lindura® wood flooring HS 500
Classic greige oak 8931 / Brushed / Ultra matt lacquered

Lindura® wood flooring HS 500

- 1-strip (for herringbone look)
- Ultra matt lacquered surface
- All-round micro-bevel
- Click system: UniZip
- MEISTER warranty*
25 years in living areas,
5 years in commercial areas
- Thickness: 11 mm
- Effective measurement: 700 x 140 mm

UNIZIP®
PATENTED TECHNOLOGY

*Warranty according to the MEISTERWERKE warranty conditions at www.meister.com

Knots, cracks and the like:

How the grading shapes the flooring aesthetics

In nature, no one tree is like another – even within one tree, the wood looks very different. This is also the case with wood flooring: each individual plank is shaped by structure, the number of knotholes and cracks, and the colours at play in the wood that's being processed. The so-called grading describes where wood flooring will appear more calm and elegant or varied and rustic. With Lindura wood flooring, we differentiate between four gradings. Incidentally, thanks to the wood powder technology, even the smallest knotholes and cracks are filled in Lindura surfaces, unlike with parquet flooring.



Core

Sapwood

Colour variations

Structural differences

Knot with wood powder

Crack

Healthy knots

Authentic

- Colour variations and structural differences between the planks
- Splints and cracks
- Healthy cracks, not limited in size or quantity
- Isolated sapwood elements
- Knots and cracks are filled with wood powder



Lively

- Colour variations and structural differences between the planks
- Cracks, healthy, distinctive knots
- Splints
- Knots and cracks are filled with wood powder



Natural

- **Balanced interplay of colours and structures**
- **Healthy knots**
- **Isolated cracks**
- **Knots and cracks are filled with wood powder**

Classic

- **Balanced interplay of colours and structures**
- **Few knots**
- **Hardly any cracks**
- **Knots and very small cracks are filled with wood powder**





Surfaces

Lindura® wood flooring HD 400

Naturally oiled

Ultra matt lacquered

Page 18

Page 24

Lindura® wood flooring HS 500

Ultra matt lacquered

Page 30

Lindura® wood flooring HD 400

Naturally oiled



Natural shell white oak 8910
vintage structure, brushed



Off-white oak lively 8908
brushed



Pure natural oak 8906
brushed



Pure authentic oak 8902
brushed



Natural oak 8907
brushed



Oak lively 8900
brushed



Authentic oak 8904
brushed



Authentic chestnut brown oak 8911
brushed



Natural terra brown oak 8909
brushed




Authentic greige oak 8905
brushed




Authentic clay grey oak 8901
brushed



Authentic olive grey oak 8903
vintage structure, brushed









Lindura® wood flooring HD 400

**Ultra matt
lacquered**



Natural polar white oak 8920
brushed



Natural arctic white oak 8917
brushed



Natural champagne oak 8922
brushed



Natural alabaster oak 8919
brushed



Natural light oak 8918
brushed



Authentic caramel oak 8916
brushed



Authentic pure oak 8921
brushed



Natural oak 8913
brushed



Oak lively 8914
brushed



Authentic oak 8915
brushed



Authentic greige oak 8923
brushed



American walnut lively 8912





Lindura wood flooring HD 400 / American walnut lively 8912 / Ultra matt lacquered







Lindura®
wood flooring
HS 500

Ultra matt
lacquered



Classic arctic white oak 8927
 brushed



Classic champagne oak 8930
 brushed



Classic alabaster oak 8929
 brushed



Classic pure oak 8928
 brushed



Classic oak 8925
 brushed



Classic greige oak 8931
 brushed



Classic olive grey oak 8926
 vintage structure, brushed



Classic American walnut 8924









Lindura® – not only good for the floor!

Lindura on walls

Is that still the floor? Or is it the wall?
Lines blur when you take your floor
covering vertical. A simple system of
metal rails and fixing clips ensures that
château planks also cut a fine figure on
the wall.



Lindura on the stairs

Stairs out of Lindura wood flooring?
Not a problem with the right stair edge
profile. The type 11 profile additionally
ensures an impact-resistant edge.





Lindura® wood flooring HD 400 / Natural champagne oak 8922 / Brushed / Ultra matt lacquered
Skirting board 13 PK profile / Plain white gloss 324 (decorative film)

For a perfect finish

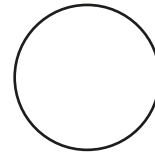
With MEISTER, you can be sure that everything goes together! Underlay materials, skirting boards, profiles and ends – you get everything from one source, Making your flooring into a long-lasting integrated furnishing solution that suits you perfectly.



Skirting board 13 PK profile / Plain white gloss 324 (decorative film)


White skirting boards

White skirting boards suit every style and effortlessly complement all other colours. Our mouldings with a white decorative film combine excellently with all floors. Some profiles are also available in the plain colours anthracite, stainless steel and black.



Skirting boards in the same shade

Mouldings in the same shade or decor achieve pure harmony between floor and skirting boards. They are tuned to the respective flooring's decor and thus optically extend the floor up to the wall.



Skirting board 3 PK profile / Natural oak 1084

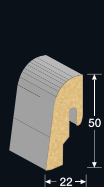
Skirting boards to paint yourself

The same colour as your walls? To match your furniture? Or something completely different? It's up to you: design your skirting boards exactly according to your own wishes!

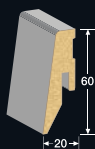


Skirting board 9 PK profile / White paintable 2222 (individual colour)

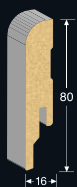
Beautifully versatile: Overview of skirting board profiles



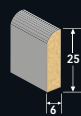
Skirting board
2 PK profile



Skirting board
3 PK profile



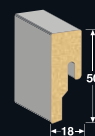
Skirting board
5 PK profile



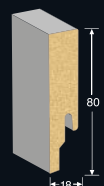
Skirting board
6 profile



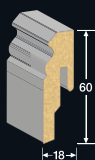
Quarter round
7 profile



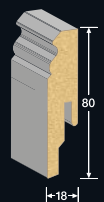
Skirting board
8 PK profile



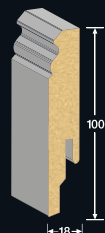
Skirting board
9 PK profile




Skirting board
10 PK profile
10 F MK profile



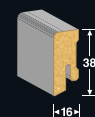
Skirting board
11 PK profile
11 F MK profile



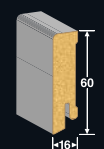
Skirting board
12 PK profile
12 F MK profile



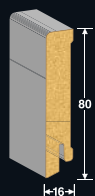
Skirting board
13 PK profile




Skirting board
14 MK profile
14 F MK profile



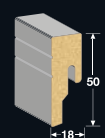
Skirting board
15 MK profile
15 F MK profile




Skirting board
16 MK profile



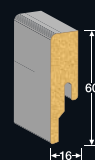
Skirting board
17 profile



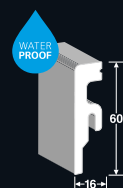
Skirting board
18 PK profile



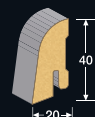
Skirting board
19 PK profile



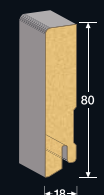
Skirting board
20 PK profile



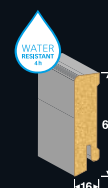
Skirting board
20 PK Aqua profile



Skirting board
21 F MK profile



Skirting board
22 F MK profile



Skirting board
23 F MK profile



PK/MK profile:

MDF base material
(PK Aqua: polystyrene base material)

F MK profile:

Spruce base material

The complete system counts: Underlay for high-quality flooring

Without a good underlay, it's not a good floor: the underlay material has a significant influence on the durability of the flooring and is an important component of how the entire system functions as far as day-to-day wear is concerned. Premium-quality flooring may suffer damage when laid on poor-quality underlay. High quality underlay ensures long enjoyment of your flooring – by preventing damage to the click connections with ideal pressure stability, for example – excessively soft underlay can have a significantly negative effect on fold-down connections. When choosing an underlay material, both the sub-flooring and the flooring to be installed are important. Whether your sub-flooring is concrete, wooden floorboards, prefabricated screed or existing flooring such as tiles or stone, with a comprehensive underlay range, MEISTER ensures that every MEISTER floor can be laid on your sub-flooring.

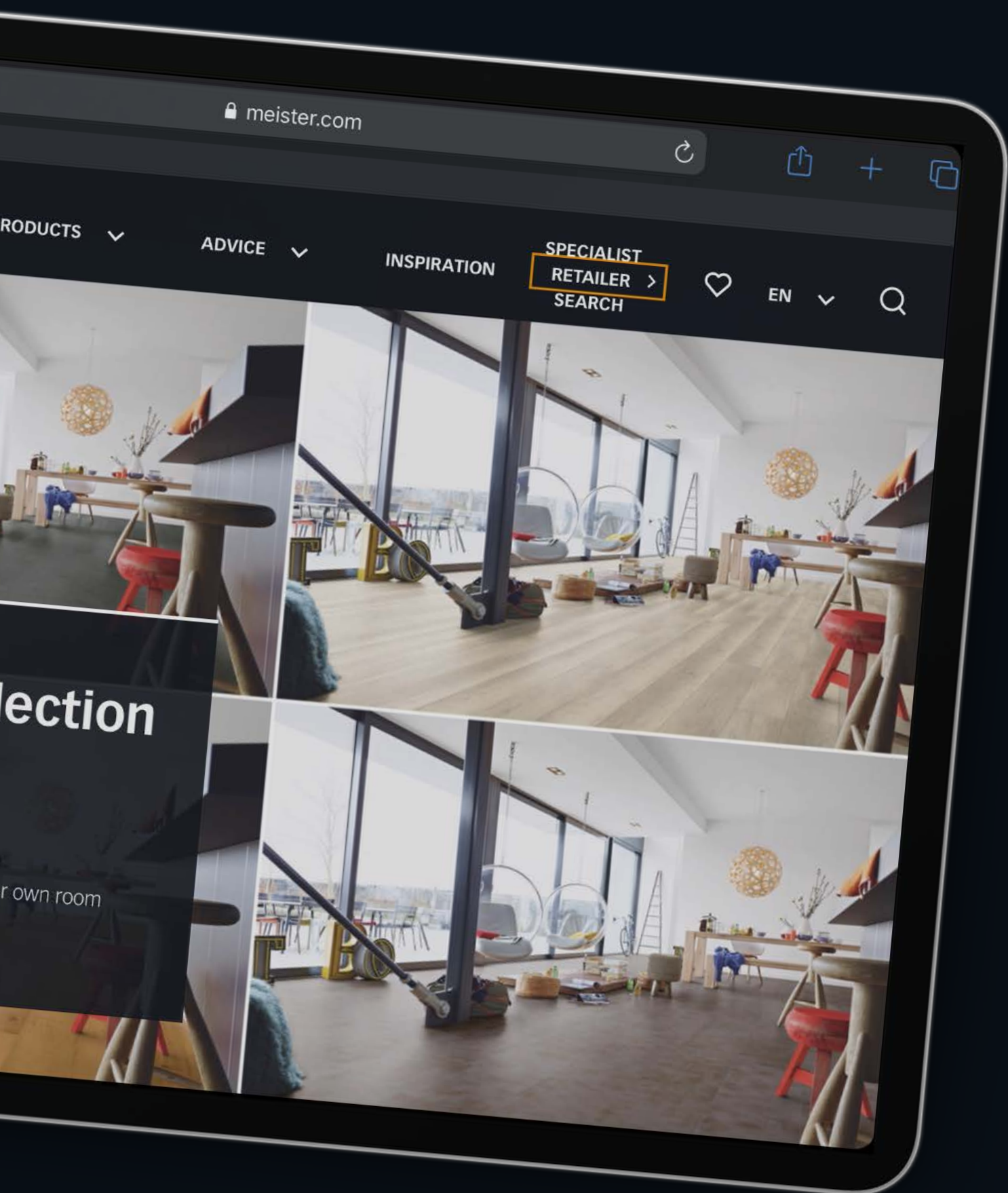
Sub-flooring Underlay	Silence 25 dB	Silence 20	Silence 15 dB	Twin control	Foam film	PE film
Wooden planks	–	✓	–	–	✓	–
Prefabricated screed (e.g. wood-based boards, OSB boards, dry screed boards)	–	✓	–	–	✓	–
Mineral subfloors (e.g. cement screed, anhydride screed)	✓	✓ with PE film	✓	✓	✓ with PE film	✓
Mastic asphalt screed	–	✓	–	–	✓	–
Existing coverings (e.g. ceramic tiles and boards, natural stone, plastic)	✓	✓ with PE film	✓	✓	✓ with PE film	✓

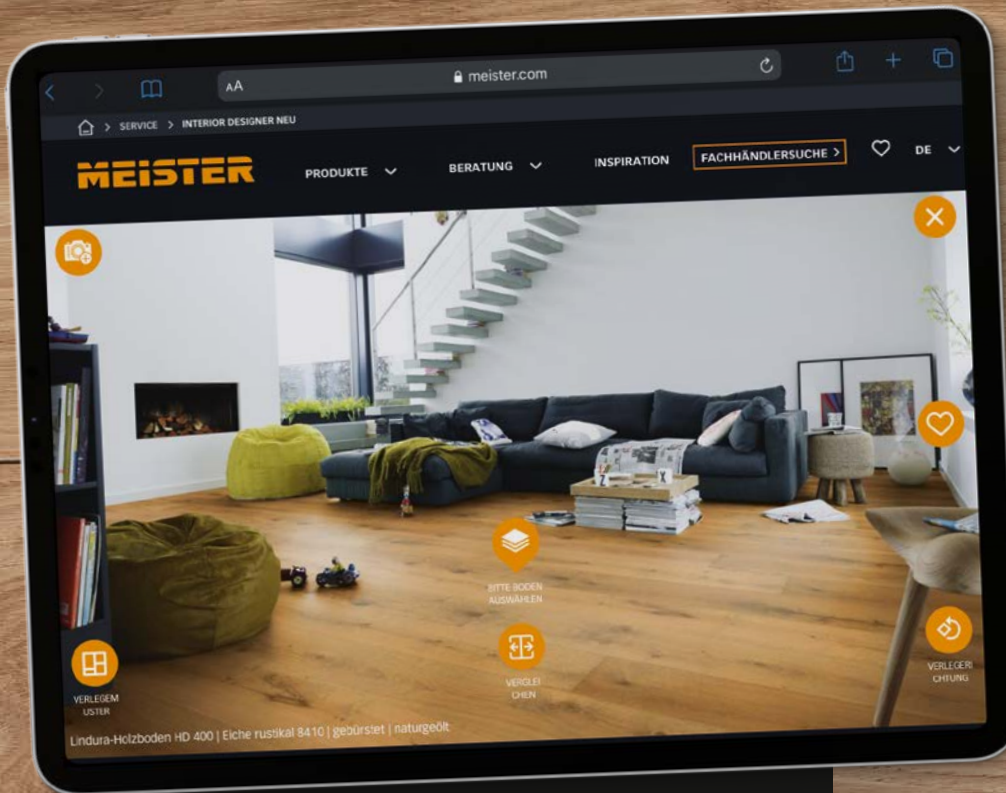


Selection, installation, maintenance and the like: Online services covering Lindura® wood flooring

From floor selection and installation to cleaning, value preservation and small repairs, our website www.meister.com and our YouTube channel (youtube.com/MeisterWerkeTV) offer valuable tips and information all about your new Lindura wood flooring!





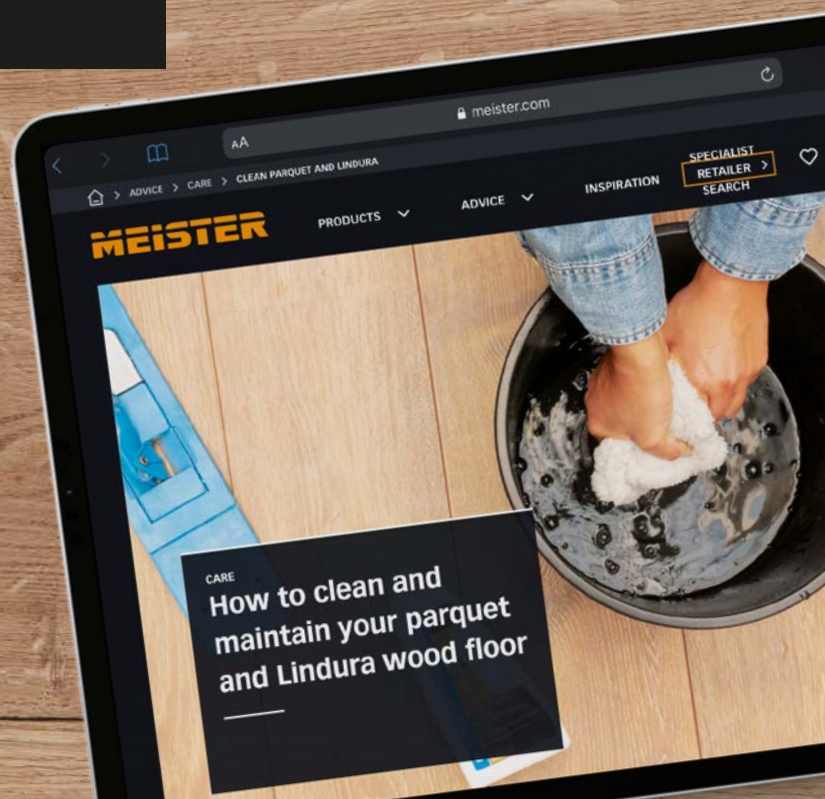


View flooring in your own room

Deciding on a new floor is not always easy. Light? Dark? What format? Does the flooring match the sofa? All these questions can be easily answered using our MEISTER Interior Designer, because with this tool you can view MEISTER flooring in your own room!



Go to the Interior Designer:
<https://www.meister.com/en/service/interior-designer-new.html>





Installation videos

Installing HD 400 with Mastercllic Plus

Mastercllic Plus is a particularly convenient click system that gets along well without the need for a hammer but is nonetheless completely stable and sealed.



Watch Mastercllic Plus installation video:
<https://bit.ly/3sT5Rfw>

Installing HS 500 (Herringbone) with UniZip

And despite its highly artistic look, herringbone parquet from MEISTER is extremely easy to install – this also applies to the Lindura HS 500 collection.



Watch UniZip installation video:
<https://bit.ly/3eOddJ3>

Tips for cleaning and care

Regular cleaning and care is important to keep your flooring beautiful for longer and so that the surface maintains its protective function. You can find all the information about suitable cleaning products, care for oiled and ultra matt lacquered surfaces and other tips to preserve the value of your floor at www.meister.com/en/advice.html and on the Lindura wood flooring product page: <https://www.meister.com/en/products/lindura.html>



<https://www.meister.com/en/advice.html>







© 2022 by MeisterWerke Schulte GmbH
Colour and structures may differ due to printing conditions.
We reserve the right to make changes. No responsibility is assumed for errors.

GB

MEISTER – a trademark of MeisterWerke Schulte GmbH

Johannes-Schulte-Allee 5 / 59602 Rùthen-Meiste / GERMANY
Phone + 49 2952 816-0 / Fax + 49 2952 816-66 / www.meister.com

968020005A01

02/22

